

MIRALITE® PURE

No lead added water-based mirror



MIRALITE® PURE

*Mirror free of lead
and solvents*



MIRALITE® PURE fully adheres to the core values of Saint-Gobain, and conveys a dual message of health awareness as well as commitment to the environment.

The product of ongoing innovation at Saint-Gobain, MIRALITE® PURE combines superior quality with responsible environmental practices (no lead added and minimal use of solvents).

Made with high quality PLANICLEAR® glass, it offers a high level of light and creates a neutral reflection, invaluable to interior design.

Its high-performance level and exceptional quality and durability facilitates a smooth and easy installation. More opaque than the standard mirror, it perfectly complements lighting.

LIGHT, SPACE AND DESIGN

APPLICATION

The properties of MIRALITE® PURE enhance internal spaces (increased light levels, conviviality, ambience complemented by original designs).

It is ideal for use in the home (bathrooms, hallways, etc.) and in professional settings such as offices, businesses, hotels, restaurants, sports halls.

It can be customized in different shapes, framed or unframed, or used simply to line a wall or cover furniture.



RANGE

Manufacturing sizes:
See herewith

Tolerance on thicknesses:
2, 3, 4, 5 and 6 mm+/- 0.2 mm
8 mm+/- 0.3 mm

Thickness (mm)	2	3	4	5	6	8
	3,210 x 2,000	3,210 x 2,000 3,210 x 2,250 3,210 x 2,440 3,210 x 2,550	3,210 x 2,000 3,210 x 2,250 3,210 x 2,440 3,210 x 2,550	3,210 x 2,000 3,210 x 2,250 3,210 x 2,440	3,210 x 2,000 3,210 x 2,250 3,210 x 2,440	3,210 x 2,000 3,210 x 2,250 3,210 x 2,550
Clear	•	• • • •	• • • •	• • •	• • •	•
Bronze		• •	• •	•	• • •	•
Grey		•	•		•	•
Green			• •			•



MIRALITE® PURE

a ground breaking eco-innovation

Less impact at manufacturing...

PRESERVE MATERIAL & RESOURCES

Made of 30% of recycled glass (cullet).
Use 20% less paint (one single coating).



CO₂

1 ton of cullet reduces by 300 kg CO₂ emissions

LESS INTENSIVE IN ENERGY & CARBON

Glass and mirror produced in the same plant to avoid transportation.




Reduced environmental and health impacts

LESS CHEMICAL USED

Water-based paint.
70% less solvent.
0 aromatic solvents (xylene) in the protective coatings.
Compliant with Decopaint Directive.⁽¹⁾



Reduction of solvent concentration



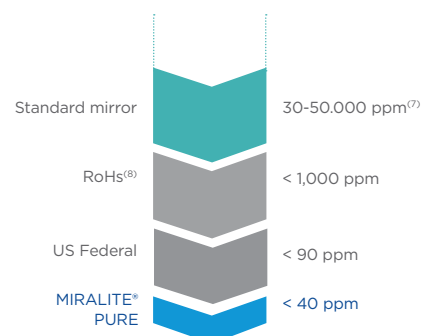
PROVEN TOP PERFORMANCES

ALMOST NO VOC CONTENT DETECTED IN A SINGLE TEST.

	Total VOC after 28 days	
	Total VOC ⁽²⁾	Total formaldehydes ⁽²⁾
MIRALITE® PURE	< 10 µg/m ³	< 10 µg/m ³
AFSSET ⁽⁴⁾ /AgBB ⁽⁵⁾	< 1.000 µg/m ³	< 10 µg/m ³

Test of VOC emissions along with ISO 16000 made by Eurofins.

LOWEST CONCENTRATION OF LEAD⁽⁶⁾



Through its ultra-simple design and its composition free of lead and solvents, MIRALITE® PURE combines superior quality with reduced impacts on **health and environment**. This Eco-Innovation is the reflect of Saint-Gobain commitment **to offer more sustainable products and solutions to its customers**.

while improving customers' benefits

EASY PROCESSING

Fits all types of cutting and edge working operations.

Does not flake or chip during processing phases.



100% recyclable

ADAPTED TO RETRO LIGHTENED MIRROR

Provided with an opaque, black-coated backing, it is also perfect for creating backlighting effects (e.g. LED).⁽³⁾

IMPROVED AIR QUALITY

Limits odors and exposure to harmful substances thanks to the water-based paint.

Extremely low VOC ⁽²⁾ emissions.



UNCHANGED SUPERIOR QUALITY AND DURABILITY

Durability exceeds by far the minimal requirements of the European Mirror standard (EN 1036)⁽⁹⁾.

Increased sustainability benefits

Our mirror production units are certified ISO 14001 (environment), ISO 9001 (quality) and OHSAS 18001 (safety)

- (1) The so-called «Decopaint Directive» (Directive 2004/42/EC, based on the Gothenburg Protocol) aims to limit VOC emissions due to the use of organic solvents in certain varnishes and paints, among other products, in order to prevent or reduce air pollution resulting from the contribution of VOCs to the formation of ground-level ozone.
- (2) Volatile organic compounds (VOC) and formaldehyde are organic chemical substances that can be easily spread at room temperature. If their concentration indoors is too high, they can cause health problems (eye irritation, breathing problems, etc.).
- (3) LED: Light-Emitting Diode
- (4) AFSSET: Agency for Environmental and Occupational Health Safety (France).
- (5) AgBB: Committee for health-related evaluation of building products (Germany).
- (6) Lead is a powerful anti-corrosive agent traditionally used in paint applied to the back of mirrors. It is potentially dangerous to health and the environment.
- (7) ppm (parts per million): unit used to measure low concentrations of various materials. One ppm corresponds to a ratio of 10⁻⁶, i.e. one gram per ton.
- (8) RoHS: European Directive 2011/65/EU on Restriction of the use of certain Hazardous Substances in electrical and electronic equipment.
- (9) EN 1036: European standard concerning the quality of interior mirrors (glass in building).

CE CERTIFIED QUALITY

	EN 1036 standard ⁽⁹⁾	MIRALITE® PURE
Cupro-Acetic Salt Spray (CASS), ISO 9227 after 120H.		
Maximum corrosion of edges (millimetres)	< 1.5	≤ 0.25
Water condensation (EN 1036 - Appendix A) after 480H.		
Maximum corrosion of edges (millimetres)	< 0.2	≤ 0.07

Neutral salt spray test (ISO 9227) is not relevant as MIRALITE® PURE is a copper-free mirror.

MIRALITE® PURE carries the CE mark and its performance is constantly monitored.



PROCESSING

Numerous edgeworking options

MIRALITE® PURE is suitable for cutting into all type of geometric or non-geometric shapes. It can be drilled and edgeworked (bevel, chamfer, etc.).

MIRALITE® PURE can be customised with a logo, a sandblasted design, or engraved on the face opposite the coating.

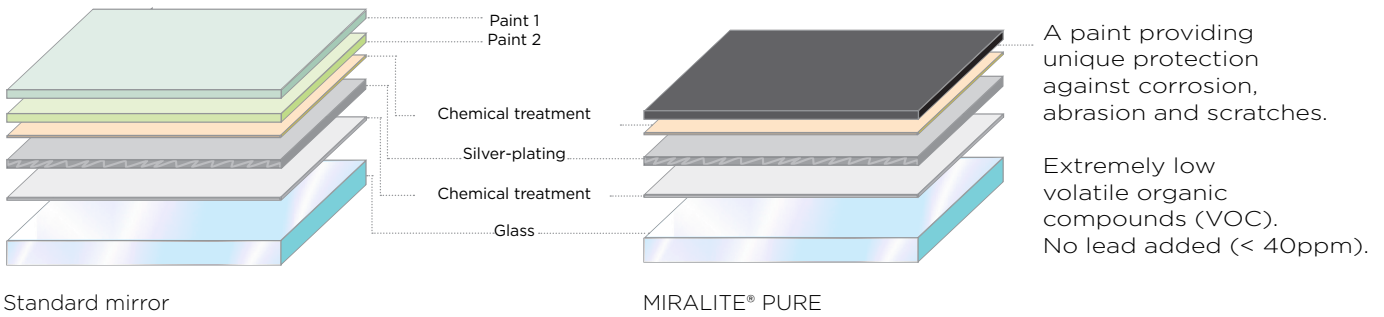
OPTICAL PERFORMANCE

MIRALITE® PURE	
Thicknesses	% R _f minimum according to EN 10336
2-6 mm	≥ 86
8 mm	≥ 83

Measurement of reflectance shall be undertaken in accordance with the principle of EN 410, but with the angle of incidence of the light within 8° of normal.



MIRROR STRUCTURE



INSTALLATION AND MAINTENANCE - PRACTICAL GUIDELINES

Fixing

• Channel glazing in a frame

Ensure that the frame is clean and dry. Position the mirror on a counter on blocks at least 3 mm thick, to raise the mirror and avoid any contact with condensation that might collect in the frame.

• Fixing pads


Provide suitable fixings. Avoid contact between the glass and metal by using plastic spacers and washers. Attach the mirror without applying excessive pressure.

• Adhesive installation

MIRALITE® PURE can be installed using a wide range of glues and double-sided tapes for mirrors.

You will find on our web page (www.saint-gobain-glass.com) the list of adhesives and glues, that have been favorably tested based on adhesion performance using an internal testing procedure.

The application of glues and tapes must follow the procedure as stated in the processing instruction. Please contact us for more information.



SAINT-GOBAIN GLASS does not guarantee the chemistry and properties of adhesives or glues. In all cases, the installation must conform to the adhesive or glue manufacturer guidelines. SAINT-GOBAIN GLASS recommends to carry out preliminary tests to validate the suitability of the adhesive or glue.

Safety

MIRALITE® PURE must be installed in accordance with current regulation. In most of the cases the new safety mirror MIRALITE EASYSAFE will meet the safety requirements (for more information : please contact us). Alternatively a safety film can be applied on MIRALITE® PURE.

Maintenance

Do not use harsh products (acid solutions, highly alkaline or very abrasive materials). Ensure that no residue from cleaning products is left around the edges.

In all cases:

Regardless of how the mirror is attached, ensure the following:

- Install the mirror on a supporting wall that is stable, clean and dry, free from aggressive chemicals and absolutely flat.
- Provide sufficient space between the supporting wall and the mirror to ensure good ventilation (5 mm for mirrors less than 1 m tall; 10 mm for a larger mirror).
- Leave space of 1 to 2 mm between mirrors when they are installed side by side.
- Avoid placing the mirror near a source of heat (light, heating, etc.).



Saint-Gobain Glass
Tour Saint-Gobain
12, place de l'Iris
92400 Courbevoie • France
www.saint-gobain-glass.com

Photo credits:
Saint-Gobain Glass